

EUSERC Commercial Metering

Type BY Dimensions & Knockout Data

Figure 1

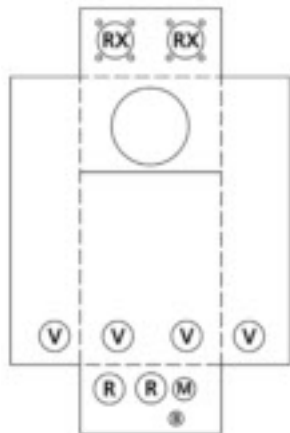


Figure 2

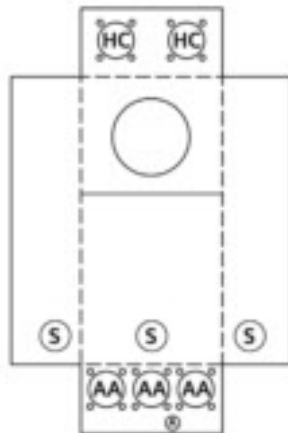


Figure 3

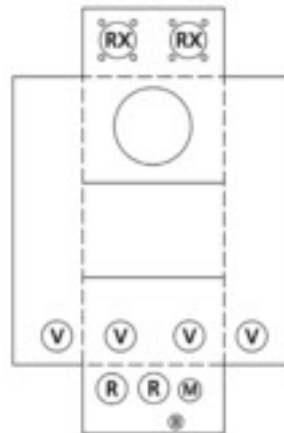


Figure 4



Figure 5

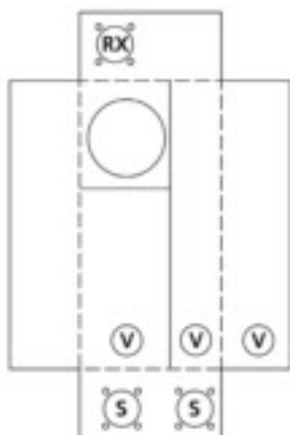


Figure 6

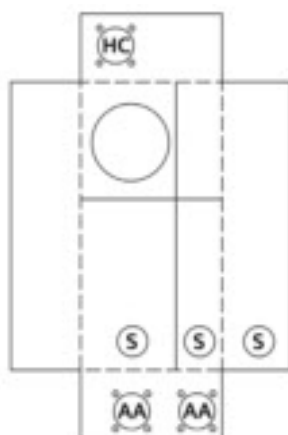


Figure 7

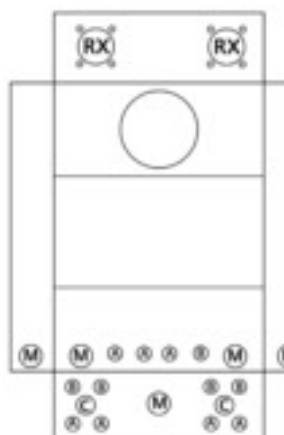
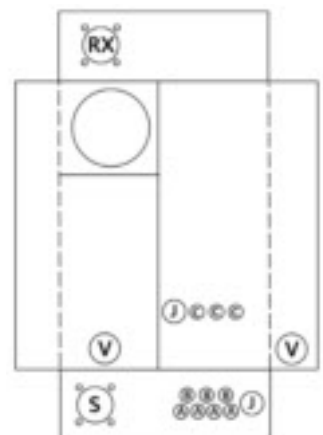


Figure 8



Knockout Code—Conduit Sizes

● = 3/8	S = 1, 1 1/4, 1 1/2, 2, 2 1/2
A = 1/2	T = 1 1/4
B = 5/8, 3/4	U = 1 1/4, 1 1/2
C = 1/2, 3/4, 1	V = 1 1/4, 1 1/2, 2
D = 1/2, 1	W = 1 1/4, 2
E = 1/2, 3/4, 1, 1 1/4	X = 1 1/4, 1 1/2, 2, 2 1/2
F = 1/2, 1 1/4, 1 1/2	Y = 1 1/2, 2
G = 3/4	Z = 1 1/2, 2, 2 1/2
H = 3/4, 1	AA = 1 1/2, 2, 2 1/2, 3
J = 3/4, 1, 1 1/4	BB = 1 1/2, 2, 2 1/2, 3, 3 1/2
K = 3/4, 1 1/4	CC = 2, 2 1/2, 3, 3 1/2
M = 3/4, 1, 1 1/4, 1 1/2	EE = 2, 2 1/2, 3
N = 3/4, 1, 1 1/4, 1 1/2, 2	FF = 2 1/2, 3
P = 1, 1 1/4	GG = 2 1/2, 3, 3 1/2
Q = 1, 1 1/4, 1 1/2	HH = 2 1/2, 3, 3 1/2, 4
R = 1, 1 1/4, 1 1/2, 2	JJ = 3 1/2, 4
	LL = 3
	VV = 2