

• Revised •  
03/20/2012

# Pushbutton Units and Indicator Lights

## 30 mm Black Max Corrosion Resistant, Class 52

Indicator lights

### Selection and ordering data

	Version	Color of actuator	Contact blocks	Order no.	List Price	Order no.	List Price	Pack
				Plastic Lens	\$	Glass Lens	\$	
Pilot light	<b>Indicator Light Integrated LED Module</b>							
	24V AC/DC	red green amber		52BL4L2 52BL4L3 52BL4L9		52BL5L2 52BL5L3 52BL5L9		1
	120V AC	red green amber		52BL4M2 52BL4M3 52BL4M9		52BL5M2 52BL5M3 52BL5M9		1
	240V AC	red green amber		52BL4N2 52BL4N3 52BL4N9		52BL5N2 52BL5N3 52BL5N9		1
	<b>Indicator Light Full Voltage<sup>④</sup></b>							
	24V AC/DC with 52AADN, 24 V 757 type lamp or option: XB = 52AED*, 24 V Single LED <sup>③</sup> XY = 52AED*7, 24 V Cluster LED <sup>③</sup>	less operating head red green amber		52BL4DN 52BL4D2 52BL4D3 52BL4D9		52BL5DN 52BL5D2 52BL5D3 52BL5D9		1
	120V AC/DC with 52AAENC1, 120 V 120MB type lamp or option: XB = 52AEE*, 120 V Single LED <sup>③</sup> XY = 52AEE*7, 120 V Cluster LED <sup>③</sup>	less operating head red green amber		52BL4EN 52BL4E2 52BL4E3 52BL4E9		52BL5EN 52BL5E2 52BL5E3 52BL5E9		1
	<b>Indicator Light Transformer<sup>①</sup></b>							
	120V AC with 52AABN, 6 V 755 type lamp or option: XB = 52AEB*, 6 V Single LED <sup>③</sup> XY = 52AEB*7, 6 V Cluster LED <sup>③</sup>	less operating head red green amber		52BL4GN 52BL4G2 52BL4G3 52BL4G9		52BL5GN 52BL5G2 52BL5G3 52BL5G9		1
	240V AC with 52AABN, 6 V 755 type lamp or option: XB = 52AEB*, 6 V Single LED <sup>③</sup> XY = 52AEB*7, 6 V Cluster LED <sup>③</sup>	less operating head red green amber		52BL4HN 52BL4H2 52BL4H3 52BL4H9		52BL5HN 52BL5H2 52BL5H3 52BL5H9		1
	480V AC with 52AABN, 6 V 755 type lamp or option: XB = 52AEB*, 6 V Single LED <sup>③</sup> XY = 52AEB*7, 6 V Cluster LED <sup>③</sup>	less operating head red green amber		52BL4JN 52BL4J2 52BL4J3 52BL4J9		52BL5JN 52BL5J2 52BL5J3 52BL5J9		1
	600V AC with 52AABN, 6 V 755 type lamp or option: XB = 52AEB*, 6 V Single LED <sup>③</sup> XY = 52AEB*7, 6 V Cluster LED <sup>③</sup>	less operating head red green amber		52BL4KN 52BL4K2 52BL4K3 52BL4K9		52BL5KN 52BL5K2 52BL5K3 52BL5K9		1

Technical Specifications on page 10/169A

Color code table<sup>②</sup>: blue  
clear  
white

5  
A  
B

5  
A  
B

① **LED option available.** For single LED, append **XB** to the end of the order number. For a cluster LED, append **XY** to the end of the order number. Single LEDs available for all colors, while cluster LEDs are available for red, green and amber only. LED color and lens color must match. LED option is not available on units sold "less operating head".  
Example: Single LED: 52BL5G3**XB** Cluster LED: 52BL5G3**XY**

② To order a color option, replace the 7th digit of the order number.

③ Replace asterisk (\*) in LED part number with color option that matches lens. See replacement lamps on page 10/161, for complete catalog number.

④ Full Voltage modules are available with additional voltage ratings from the factory. For Incandescent lamps change the 6th Character to **B**=6V, or **C**=12V (Example: Order 52BL4**B**2 for 6V Incandescent Lamp). For LED options change the 6th Character to **B**=6V AC (Example: Order 52BL4**B**2XB for 6V AC LED Lamp option).

# Pushbutton Units and Indicator Lights

## 30 mm Black Max Corrosion Resistant, Class 52

• Revised •  
 03/20/2012

### Indicator light operators

#### Selection and ordering data

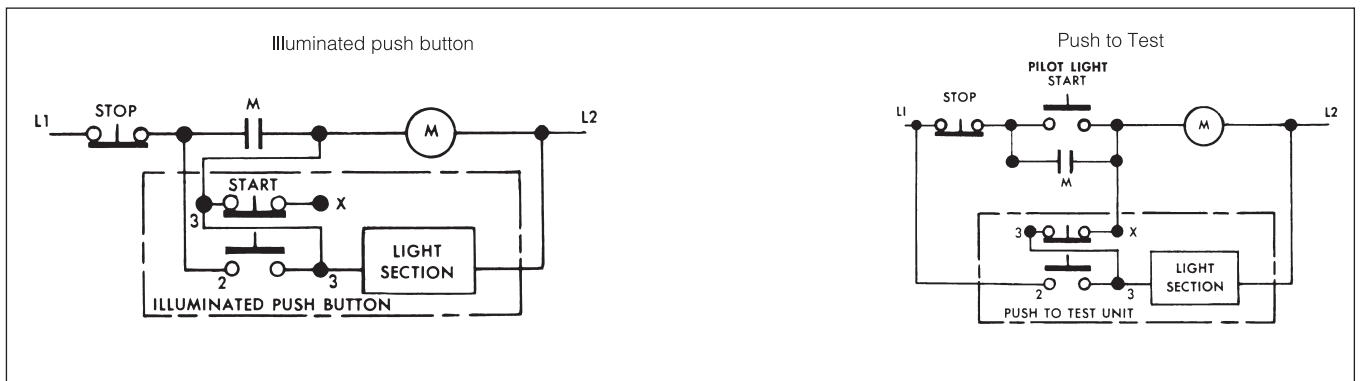
Version	Color of actuator	Contact blocks	Order no.	List Price	Order no.	List Price	Pack	
			<b>Operators with Incandescent lamp</b>	\$	<b>Operators with LED lamp<sup>③</sup></b>	\$	Unit	
Pilot light	<b>Indicator light with plastic lens - Resistor type AC<sup>①②</sup></b>							
	240 V, 52PY4N with 52AAENC1, 120 V 120MB type lamp or	red	<b>52PY4N2</b>		<b>52PX4N2Y</b>		1	
	240 V, 52PX4N option Y with 52AEB*7, 6 V LED <sup>③</sup>	green	<b>52PY4N3</b>		<b>52PX4N3Y</b>			
		amber	<b>52PY4N9</b>		<b>52PX4N9Y</b>			
	less lens		<b>52PY4NN</b>		—			
	<b>Illuminated pushbutton/Push to test indicator indicator light with plastic lens plastic lens – Resistor type AC<sup>④</sup></b>							
	120V with 24V 757 type lamp, or 24V LED	red	1NC + 1NO	<b>52PX6M2A</b>		<b>52PX6M2AY</b>		1
		green	1NC + 1NO	<b>52PX6M3A</b>		<b>52PX6M3AY</b>		
		amber	1NC + 1NO	<b>52PX6M9A</b>		<b>52PX6M9AY</b>		
		less lens	1NC + 1NO	<b>52PX6MNA</b>		—		
	240V with 24V 757 type lamp, or 24V LED	red	1NC + 1NO	<b>52PX6N2A</b>		<b>52PX6N2AY</b>		1
		green	1NC + 1NO	<b>52PX6N3A</b>		<b>52PX6N3AY</b>		
		amber	1NC + 1NO	<b>52PX6N9A</b>		<b>52PX6N9AY</b>		
		less lens	1NC + 1NO	<b>52PX6NNA</b>		—		

Color code table<sup>②</sup>: blue  
clear  
white

5  
A  
B

5  
A  
B

#### Wiring Diagrams



Technical Specifications on page 10/169A

- ① All illuminated devices come with std. Touch-safe shield per UL standards except where noted (Resistor Type Pilot Devices are not touch safe).
- ② For factory installed glass lens, replace the 5th character with "5".
- ③ LED color and lens color must match. LED option is not available on units sold "less operating head". Resistor Type Pilot Devices with Standard Incandescent lamps are provided with different value resistors than pilot devices ordered using the LED option. LED lamps can only be installed in pilot lights that are ordered from the factory utilizing the LED option suffix.

- ④ For factory installed lens guard, add suffix "V".
- ⑤ Replace asterisk (\*) in LED part number with color option that matches lens. See replacement lamps on page 10/161, for complete catalog number.

**This page left intentionally blank**

1

2

3

4

5

6

7

8

9

10


# Pushbutton Units and Indicator Lights

## 30 mm, Black Max Corrosion Resistant, Class 52

• Revised •  
03/20/2012

Push-to-test complete units

### Selection and ordering data

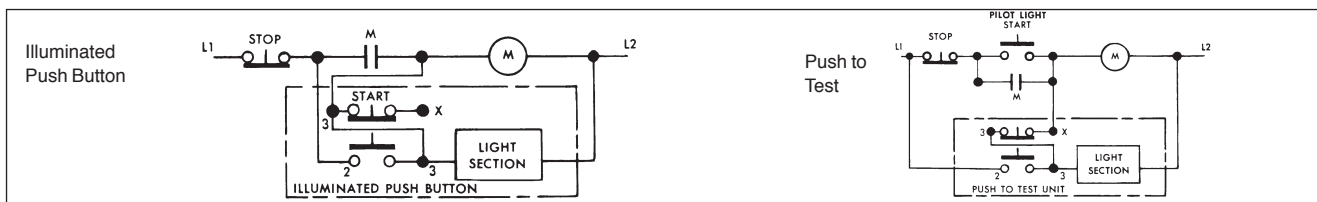
	Version	Color of actuator	Contact blocks	Order no.	List Price	Pack	
				Plastic Lens <sup>④</sup>	\$	Unit	
	<b>Illuminated pushbutton / Push to test Integrated LED Module</b> 24V AC/DC	red	1NO - 1NC	<b>52BT6L2A</b>		1	
		green	1NO - 1NC	<b>52BT6L3A</b>			
		amber	1NO - 1NC	<b>52BT6L9A</b>			
		120V AC	red	1NO - 1NC	<b>52BT6M2A</b>		1
			green	1NO - 1NC	<b>52BT6M3A</b>		
			amber	1NO - 1NC	<b>52BT6M9A</b>		
		240V AC	red	1NO - 1NC	<b>52BT6N2A</b>		1
			green	1NO - 1NC	<b>52BT6N3A</b>		
			amber	1NO - 1NC	<b>52BT6N9A</b>		
	<b>Illuminated pushbutton / Push to test Full Voltage<sup>①③</sup></b> 24V AC/DC with 52AADN, 24V 757 type lamp or option: B = 52AED*, 24V Single LED <sup>③</sup>	less operating head	1NO - 1NC	<b>52BT6DNA</b>		1	
		red	1NO - 1NC	<b>52BT6D2A</b>			
		green	1NO - 1NC	<b>52BT6D3A</b>			
		amber	1NO - 1NC	<b>52BT6D9A</b>			
		<b>Illuminated pushbutton / Push to test Transformer<sup>①</sup></b> 120V AC with 52AABN, 6 V 755 type lamp or option: B = 52AEB*, 6 V Single LED <sup>③</sup>	less operating head	1NO - 1NC	<b>52BT6GNA</b>		1
			red	1NO - 1NC	<b>52BT6G2A</b>		
			green	1NO - 1NC	<b>52BT6G3A</b>		
		240V AC with 52AABN, 6 V 755 type lamp or option: B = 52AEB*, 6 V Single LED <sup>③</sup>	less operating head	1NO - 1NC	<b>52BT6HNA</b>		1
			red	1NO - 1NC	<b>52BT6H2A</b>		
	green		1NO - 1NC	<b>52BT6H3A</b>			
	480V AC with 52AABN, 6 V 755 type lamp or option: B = 52AEB*, 6 V Single LED <sup>③</sup>	less operating head	1NO - 1NC	<b>52BT6JNA</b>		1	
		red	1NO - 1NC	<b>52BT6J2A</b>			
		green	1NO - 1NC	<b>52BT6J3A</b>			
	600V AC with 52AABN, 6 V 755 type lamp or option: B = 52AEB*, 6 V Single LED <sup>③</sup>	less operating head	1NO - 1NC	<b>52BT6KNA</b>		1	
		red	1NO - 1NC	<b>52BT6K2A</b>			
green		1NO - 1NC	<b>52BT6K3A</b>				
amber	1NO - 1NC	<b>52BT6K9A</b>					

Technical Specifications on page 10/169A

Color code table<sup>②</sup>:  
blue  
clear  
white

5  
A  
B

### Wiring Diagrams



- ① **LED option available.** For single LED only, append **B** to the end of the order number. Single LEDs available for all colors. LED color and lens color must match. LED option is not available on units sold "less operating head". Example: Single LED: 52BT6D3A**B** (Cluster LED option is not available for PTT Pilot Lights.)
- ② To order a color option, replace the 7th digit of the order number.
- ③ Replace asterisk (\*) in LED part number with color option that matches lens. See replacement lamps on page 10/161, for complete catalog number.

- ④ 52AXGL BlackMax Lens Guard is available for Push-to-test/Illuminated Pushbuttons and Indicator Lights.
- ⑤ Full Voltage modules are available with additional voltage ratings from the factory. For Incandescent lamps change the 6th Character to **B**=6V, **C**=12V, or **E**=120V (Example: Order 52BT6**B**2A for 6V Incandescent Lamp). For LED options change the 6th Character to **B**=6V AC, or **E**=120V AC (Example: Order 52BT6**B**2AB for 6V AC LED Lamp option).